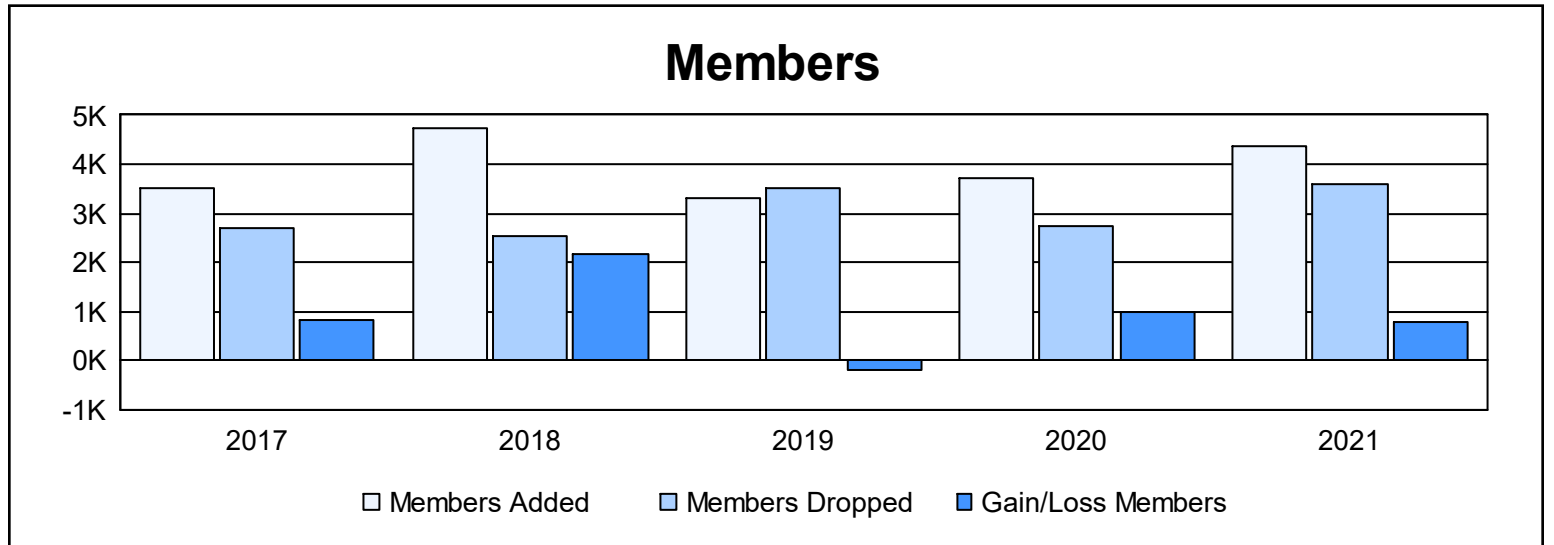
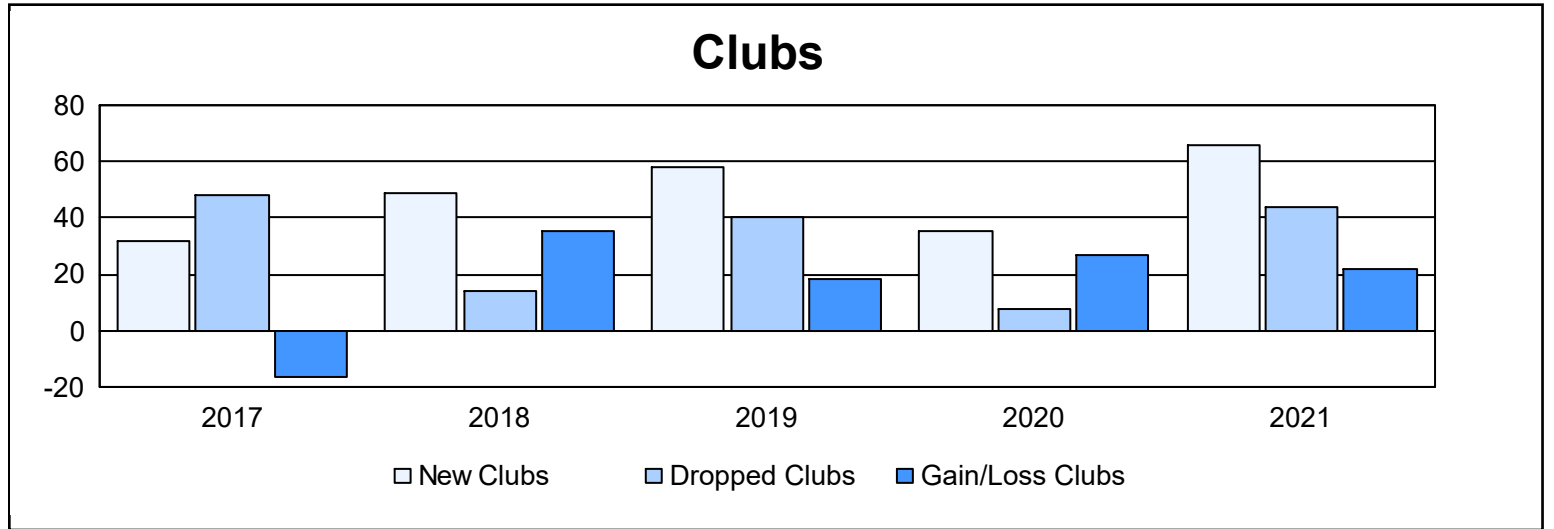
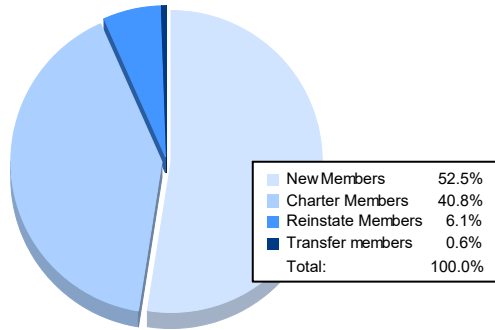


Year	New Clubs	Dropped Clubs	Gain/ Loss Clubs	New Members	Charter Members	Reinstate Members	Transfer Members	Total Member Added	Total Members Dropped	Gain/ Loss Members
2016-2017	32	48	-16	2,549	808	144	25	3,526	2,688	838
2017-2018	49	14	35	2,851	1,655	179	44	4,729	2,549	2,180
2018-2019	58	40	18	1,632	1,483	175	22	3,312	3,504	-192
2019-2020	35	8	27	2,010	1,126	566	15	3,717	2,740	977
2020-2021	66	44	22	2,299	1,784	268	25	4,376	3,588	788
Average	48	31	17	2,268	1,371	266	26	3,932	3,014	918



Membership Composition June 2021 Cumulative



Gender Composition June 2021 Cumulative

